



District Report Card: 2017


State: Meghalaya	District: West Khasi Hills
Class: 3	Subject: Language
Schools: 60	Students: 807


Participation/Coverage


Students

<div>GENDER</div> <div></div>	Boys		Girls	
	Number	%	Number	%
	418	51.80	389	48.20

<div>AREA</div> <div></div>	Rural		Urban	
	Number	%	Number	%
	644	79.80	163	20.20

<div>CATEGORY</div> <div></div>	SC		ST		OBC		GEN	
	Number	%	Number	%	Number	%	Number	%
	0	0.00	806	99.88	1	0.12	0	0.00

<div>CWSN</div> <div></div>	LD	VI	HI	S&LD	ID	Oth
	1	0	0	0	9	0

<div>Management</div> <div></div>	Government		Government-aided	
	Number	%	Number	%
	218	27.01	589	72.99

Average Performance of Students in Language (%)

Overall	Gender		Area		Management		Social Group			
	Male	Female	Rural	Urban	Govt.	Aided	SC	ST	OBC	GEN
56.67	57.11	56.20	57.24	54.44	61.16	55.01	0.00	56.68	46.67	0.00

Performance on Learning Outcomes (LOs)

Learning Outcomes	Description	Average Performance(%)
L304	Reads small texts with comprehension i.e., identifies main ideas, details, sequence and draws conclusions	58.54
L312	Reads printed scripts on the classroom walls: poems, posters, charts etc.	52.94

Range of Performance of Students who Answered Correctly							
Below 30%		30% - 50%		50% - 75%		Above 75%	
Number	%	Number	%	Number	%	Number	%
137	16.98	181	22.43	283	35.07	206	25.53

Lowest Performing Learning Outcomes (LOs)

1 - Reads printed scripts on the classroom walls: poems, posters, charts etc. (52.94)

2 - Reads small texts with comprehension i.e., identifies main ideas, details, sequence and draws conclusions (58.54)